


STILL LIFE

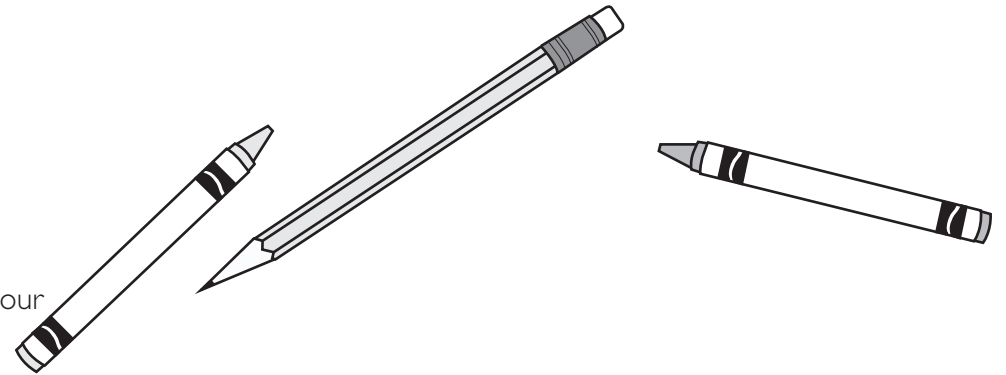



Materials:

- Paper
- Pencil or crayons
- Felt tips, pastels or charcoal (optional)
- Rubber (optional)

Can you find:

- Something that is shiny
- Something that is round
- Something that is soft
- Something that is your favourite colour
- Something that makes you happy



These 5 objects will be the focus of your drawing. When you have found them all, place them on a table. Will you place them in a pile, upside down or spaced out! Play around with the arrangement until you're ready to start drawing. Set your paper and art materials down in front of what you want to draw. When we look at something with the intent of drawing it, we tend to look more carefully than usual.

What shapes, patterns, colours and shadows do you see?

Sketch the overall shapes loosely, and as large as possible, on the paper. Remember to look back and forth from the object to your paper as you translate what you see to what you are drawing. Once you have the big picture outlines of your subject matter on paper, you can begin to add the details, shading, patterns and colours as desired.

